This is Ericsson



Ericsson by the numbers

We enable communications service providers and enterprises to capture the full value of connectivity

88,000
employees worldwide

49
R&D budget (SEK b)

60,000
granted patents

237
sales (SEK b)

175+
markets



Note 1. Data as of February 2026

A global team serving customers worldwide

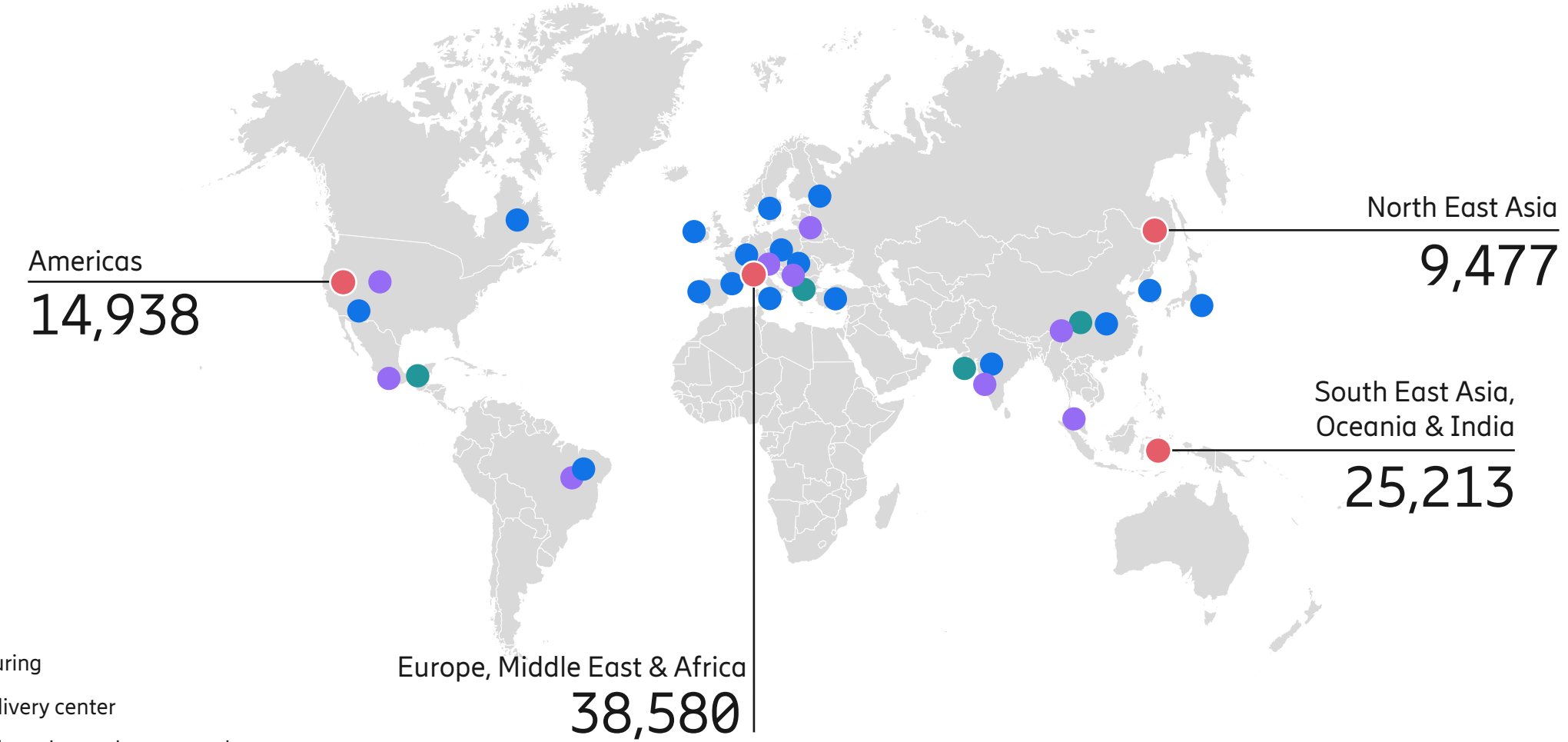

Note 1. Data as of February 2026

We are a world leader in mobile networks

Leading position in 5G



Industry analysts:

Ericsson

5G leader

Ericsson presence:

206 live 5G networks

Ericsson customers:

Leading in performance

A portfolio of breadth and depth

to help service providers address consumer, enterprise, and public sector needs

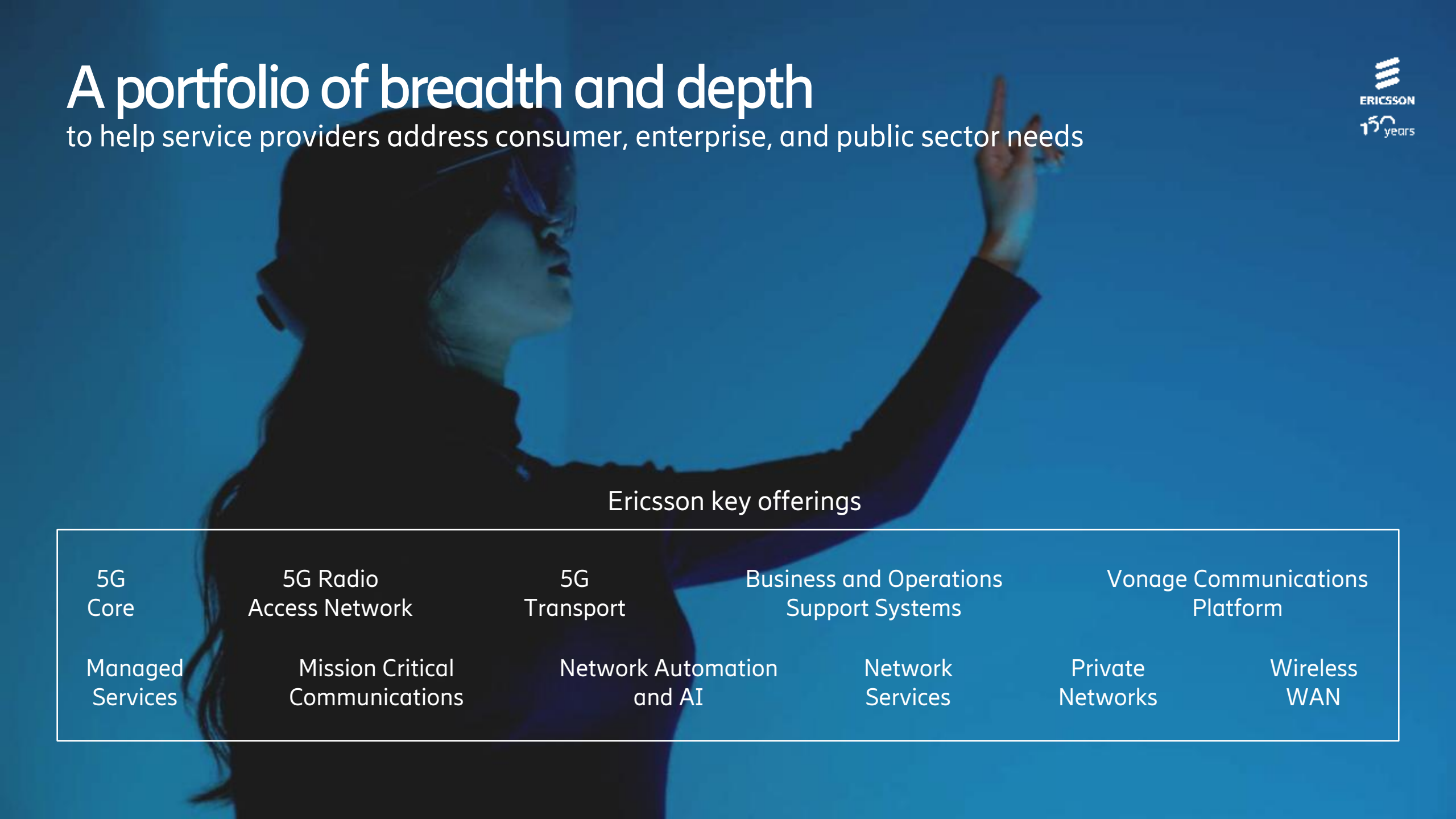

Ericsson key offerings

- 5G Core
- 5G Radio Access Network
- 5G Transport
- Business and Operations Support Systems
- Vonage Communications Platform
- Managed Services
- Mission Critical Communications
- Network Automation and AI
- Network Services
- Private Networks
- Wireless WAN

Ericsson History – 150 years of reaching new horizons



Norway, 1898, interurban telephone station.

Ericsson strategy

Superior experience for consumers

Reliable & easy to use solutions for businesses & governments

Scalable capabilities for developers

Businesses

Provide the best networks for AI and segmented offerings

Expand mobile networks across sectors

Scale the network platform with global hyperscale

Best network performance, relentless efficiency and growth in an open world

Leadership in mobile networks

AI-native | High-performing | Programmable | Autonomous | Secure | 5G & 6G

Technology leadership | **Trusted partner** | **Intelligent operations** | **Global skill & scale**

Mobile, cloud and AI – the cornerstone of all digitalization

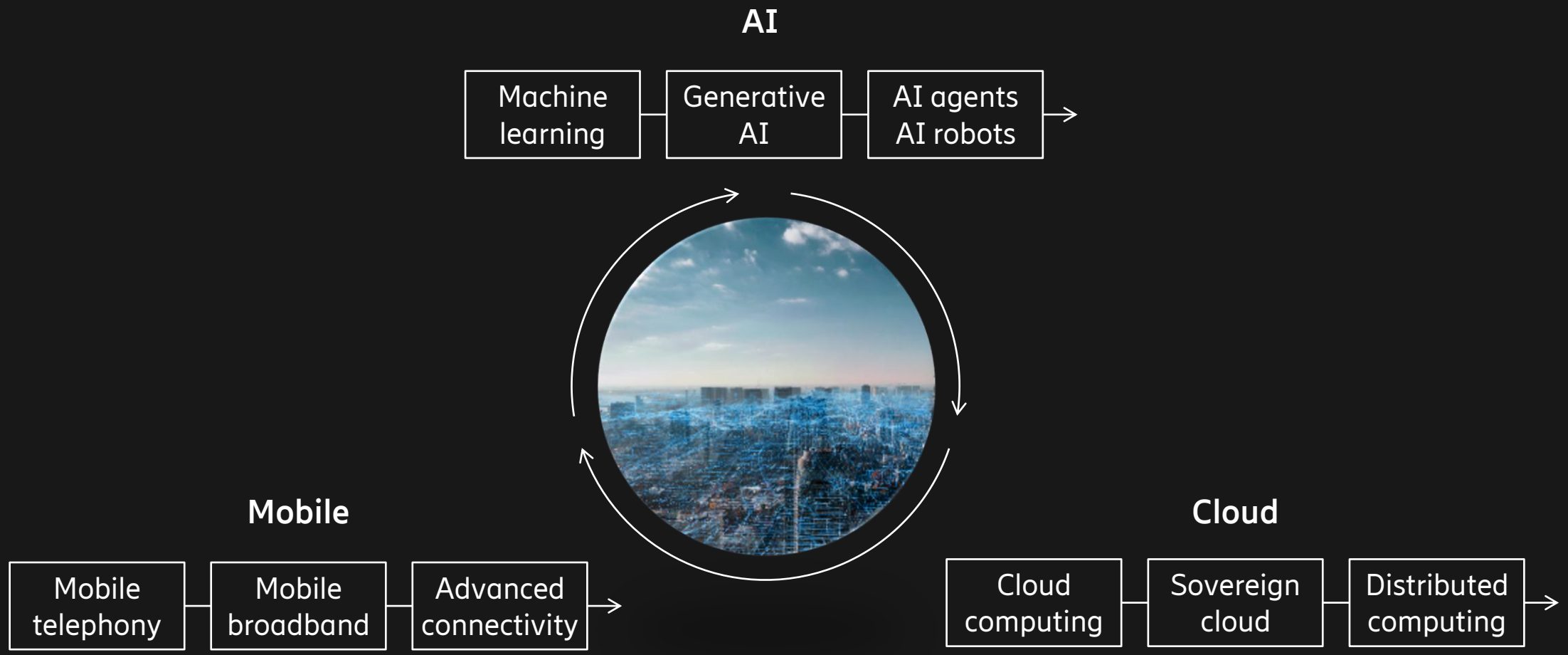

Demands for high performance and differentiated services



Quality of Service
Dynamic control
of resources
Critical for AI and AR



Reliability
Flexible manufacturing
Broadcasting



Coverage (in/outdoor, 3D)
Automated guided vehicles



TCO/simple operations
Wireless
As-a-service



Positioning & advanced capabilities
3D mapping
Location check



Security, ID & authentication
2-factor authentication

Networks – the foundation for the digital ecosystem

Superior experience for consumers

Reliable & easy to use solutions for businesses & governments

Scalable capabilities for developers

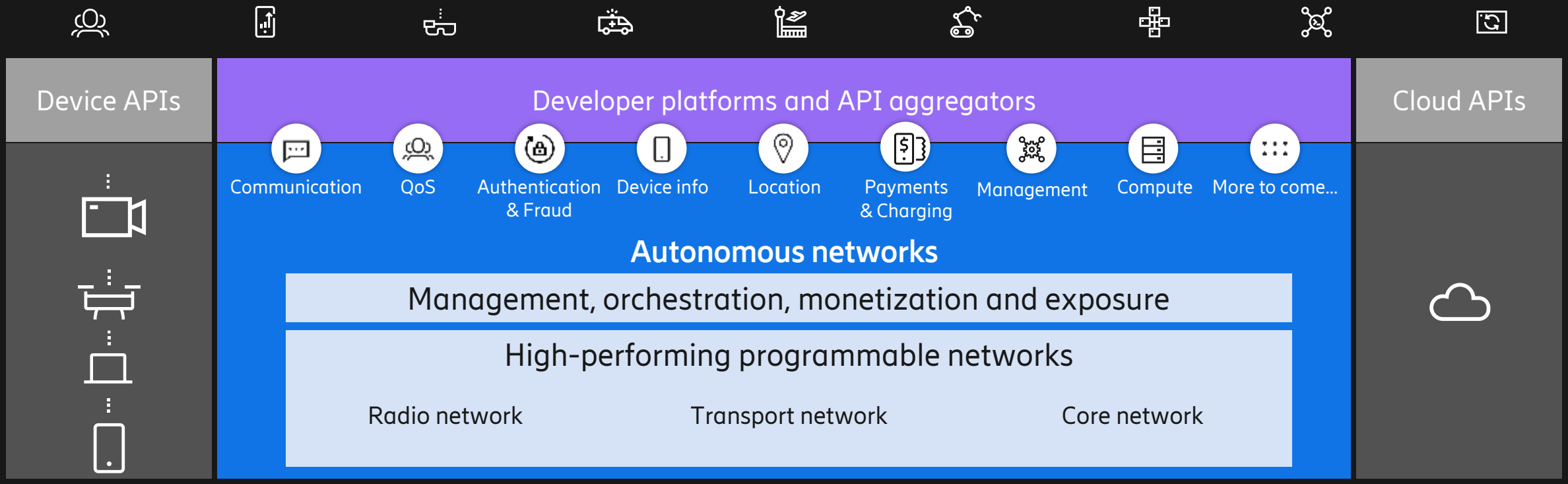

Worldwide Networks / CSPs / Enterprise / Mission critical

5G standalone capabilities – the foundation for AI use cases

5G standalone

AI

Network slicing | Network APIs

Resilient | Flexible | Secure

Cloud operating model

Differentiated connectivity

Deterministic throughput and latency performance levels driven by business intents

Network APIs







Building intelligent networks for the AI era

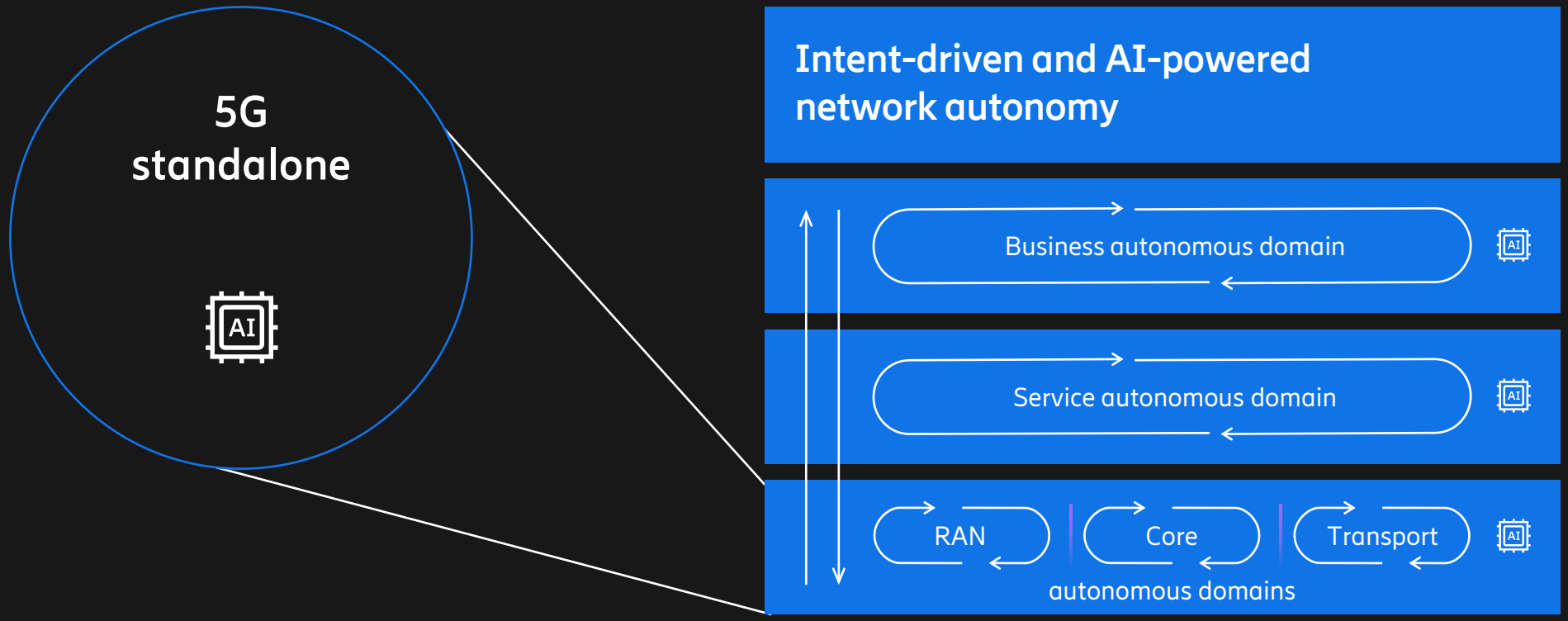



ericsson.com



Who we are

Our Vision

Saving More Lives

Our Mission

Providing World-Class Life-Saving Solutions for Mobility and Society



Our Key Behaviors

As the industry market leader, what we do matters. Our desired Key Behaviors express the essence of how we work. They define how we strive to achieve success together with colleagues, customers and partners.

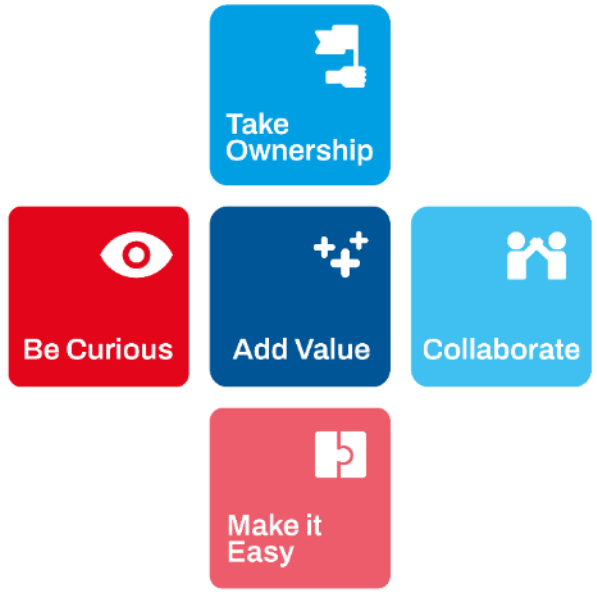



We save lives

Approximately 40,000 lives saved

Around 600,000 injuries reduced

Ambition to save 100,000 lives annually

Global Market Leader 2025 Figures

Sales
$10.8b

Adj. operating income*
$1,114m
(10.3% margin)

Operating cash flow
$1.2b

Cash conversion*
~100%

Associates
~64,000
worldwide

Countries
25
worldwide, across all key automotive regions

Facilities
~65
in close proximity to OEMs

Tech center locations
13
worldwide
with 17 crash test tracks

Vehicle models
1,400+
worldwide

Market share
44%
worldwide, clear #1

Autoliv Innovation Center in Vårgårda
1
Opened June, 2026

*) Non-GAAP Performance Measures. See “Non-GAAP Performance Measures” section in the 10-K filed with the SEC.

The World's Automotive Safety Supplier

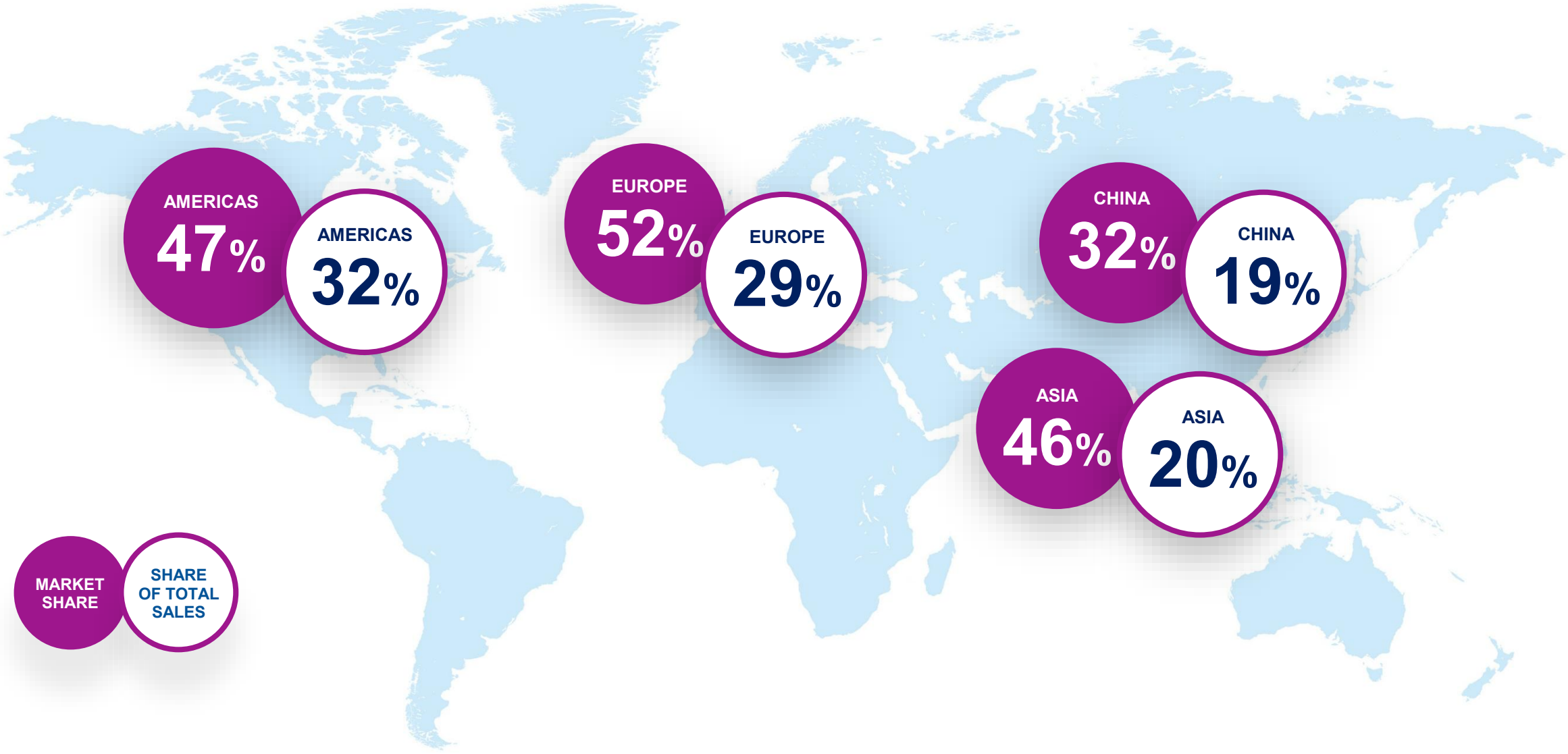

Products and Solutions – Autoliv Inside

Autoliv

Based on our extensive research into real-life crashes, we develop and engineer automotive safety solutions to save more lives and precent injuries on the roads.

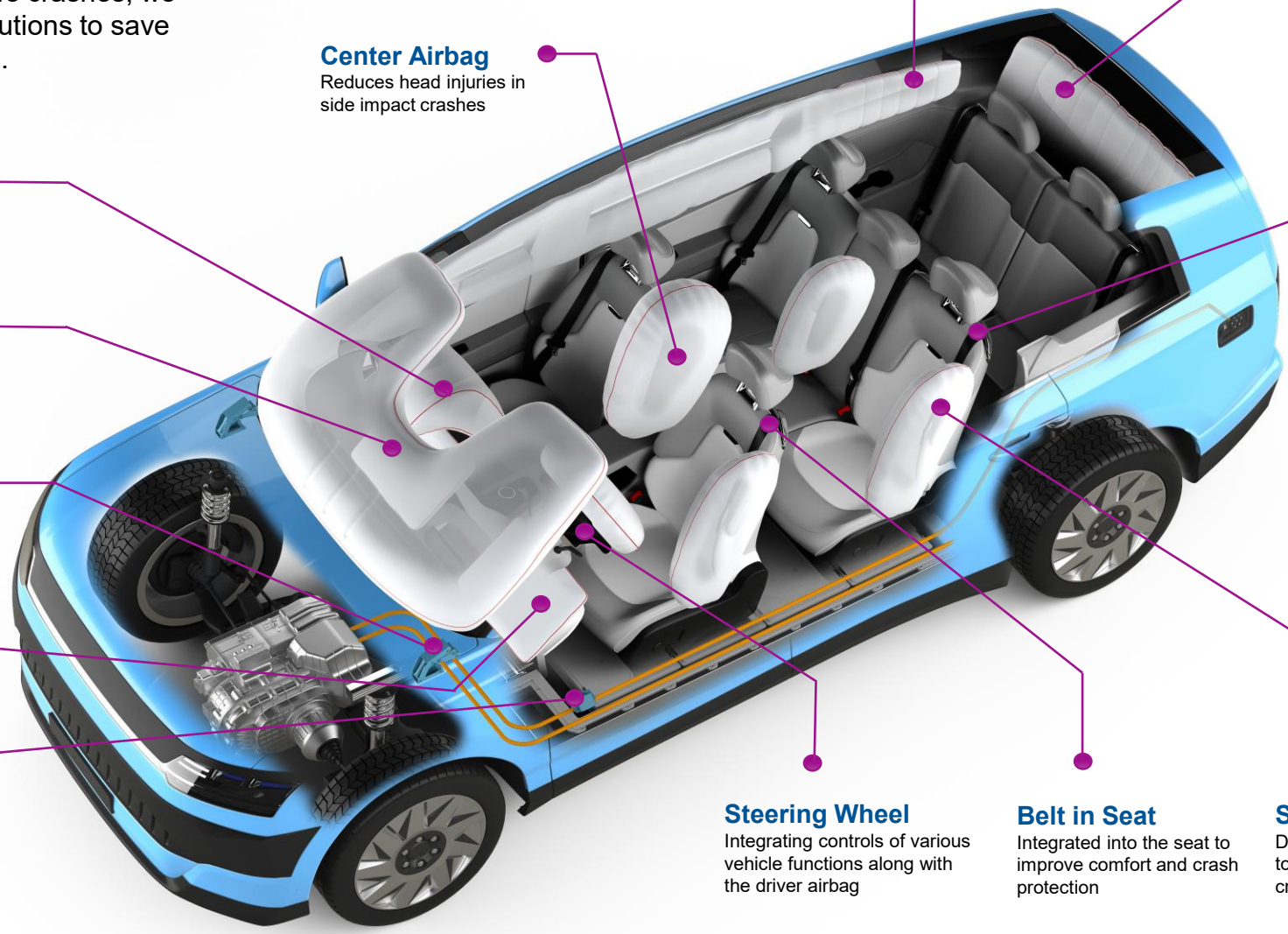

Side Curtain Airbag
Deploy along the windows to shield occupants' head during side impact

Rear Curtain Airbag
Protects rear passengers' head in a rear or side impact

Seatbelts
Keep you safely restrained in your seat to prevent serious injury during a crash

Center Airbag
Reduces head injuries in side impact crashes

Driver and Passenger Airbag
Protect the driver and front passenger in frontal crashes

Cyclist-Pedestrian Protection Airbag
Protects pedestrians or cyclists outside the vehicle in collision

Active Hood Lifter
Raises the hood during a collision to help reduce injury to pedestrians

Knee Airbag
Deploys below the dashboard to protect knees in a crash

Pyro Safety Switch
Instantly cut a vehicle's high-voltage power during a crash for safety

Steering Wheel
Integrating controls of various vehicle functions along with the driver airbag

Belt in Seat
Integrated into the seat to improve comfort and crash protection

Side Airbag
Deploy from the seat or door to protect during a side-impact crash

Airbags, Seatbelts and Steering Wheels

Airbags

Airbags significantly reduce crash injuries. Driver airbags lower fatalities by 25%, while curtain and side airbags cut head and chest injuries.

Autoliv's airbag portfolio protects vehicle occupants and vulnerable road users, including cyclists and pedestrians.



Seatbelts

Seatbelts remain the primary life-saving device in any vehicle and can reduce fatalities by as much as 45%.

To further enhance safety, pre-pretensioners, an advanced form of active seatbelts, can tighten the seatbelt before a likely collision as a precaution.



Steering Wheels

Modern steering wheels integrate advanced electronics, sensors, and driver monitoring technologies to ensure both control and protection.

They are engineered to meet stringent safety standards while enabling seamless integration with automated driving features.



Autoliv's Global Crash Test Tracks **Footprint**



~5,400 Associates engaged in RD&E

Thousands of RD&E projects

13 technical centers

17 crash test tracks enabling crash simulations globally

Autoliv's Global Industrial Footprint: A Key Competitive Advantage

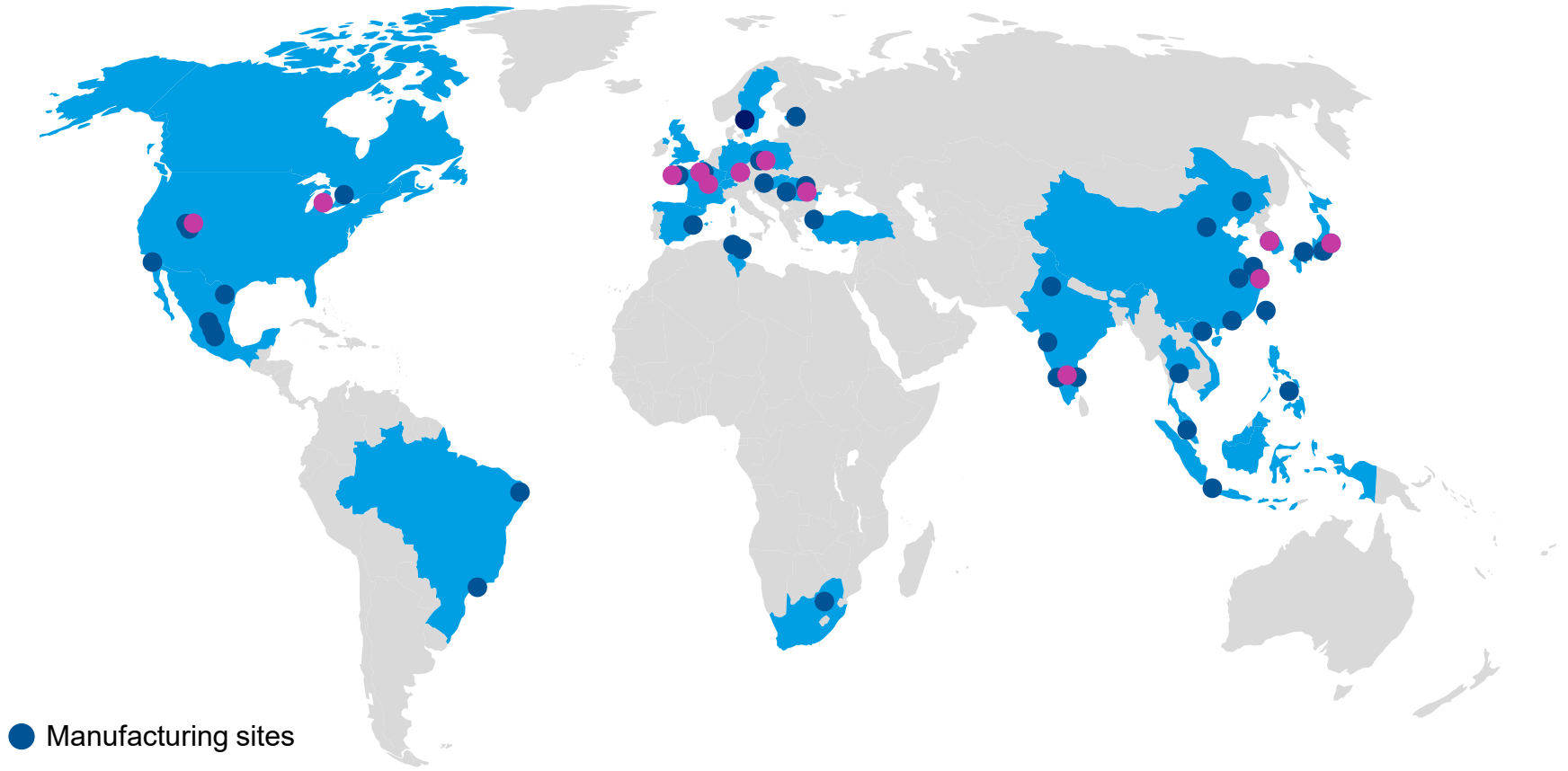

Strong and Diversified Position

Delivering to all Major Vehicle Manufacturers in World

Autoliv delivers products to

~100 Brands

Sales by Product

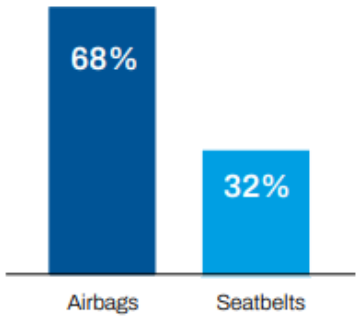

Sales by Customer

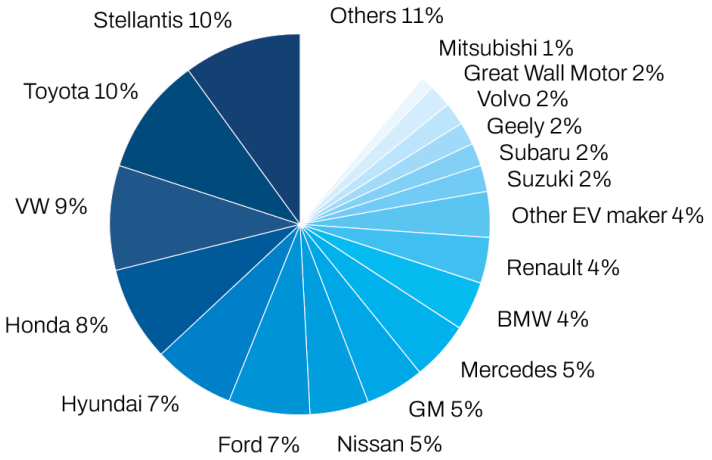

In 2025, our top five customers represented 44% of sales and the ten largest represented 70% of sales. This reflects the concentration in the automotive industry.

Sales by Division

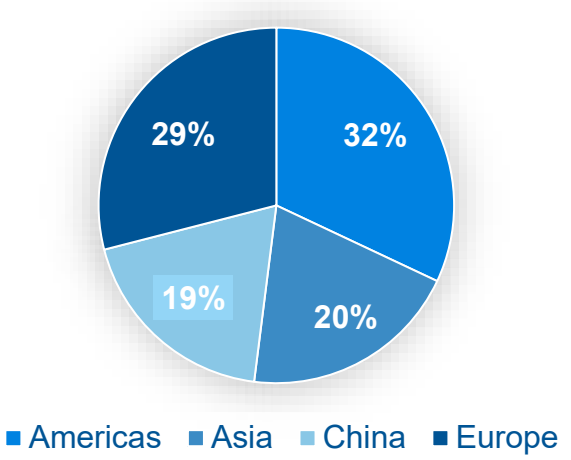

With operations in 25 countries and one of the broadest customer bases of any automotive supplier, Autoliv has the best global footprint in the industry.

Quality is Central to Everything We Do at Autoliv

Our Vision

Saving More Lives

Our Mission

Providing World-Class Life-Saving Solutions for Mobility and Society

Our products save lives

Our products never get a second chance when used in real life

Our customers demand Zero Defects

They need to always trust the robustness of our products

Zero Defect drives profitability & growth

Quality is instrumental in driving the company to our required position

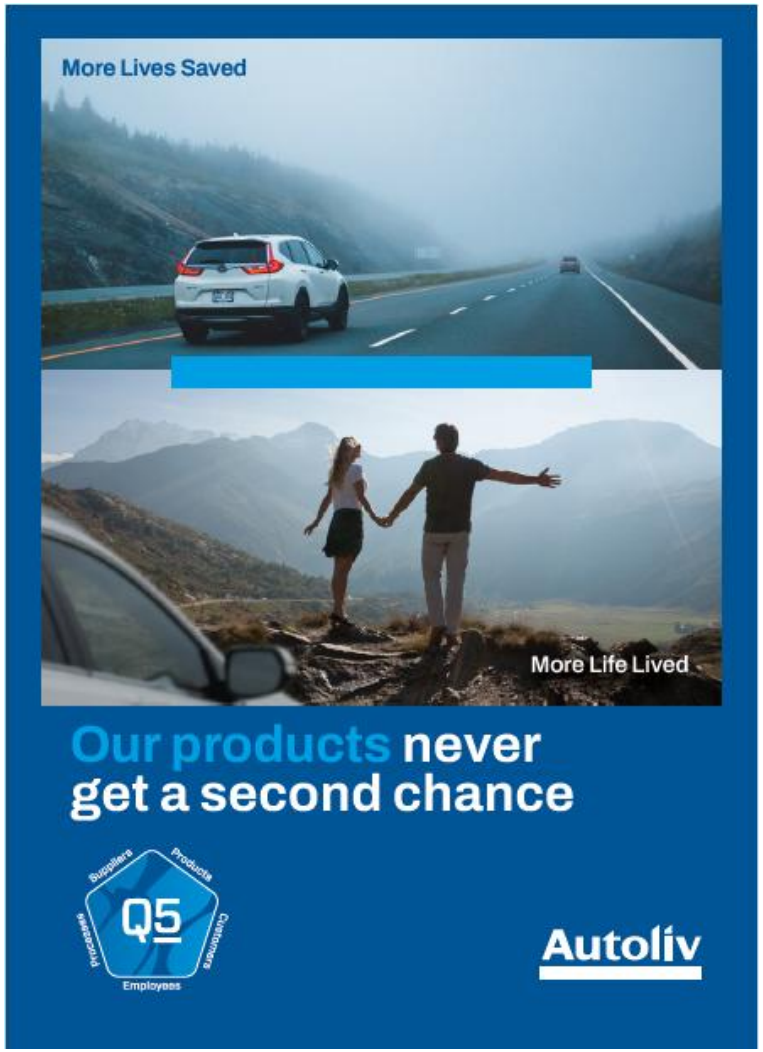

“Our Products Never get a Second Chance”
Our People Feel Ownership and are Committed

Autoliv

Q5

World Class
Quality Leadership

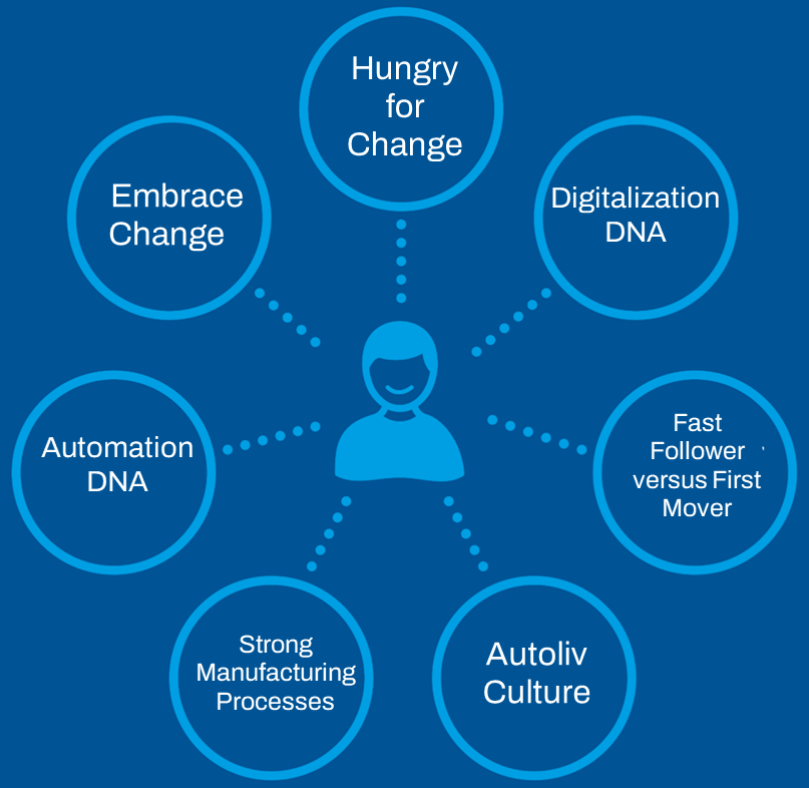



Quality Mindset:

- Starts with our people
- Continues into our processes
- Finishes in our products

Thank you!

Autoliv

Saving More Lives